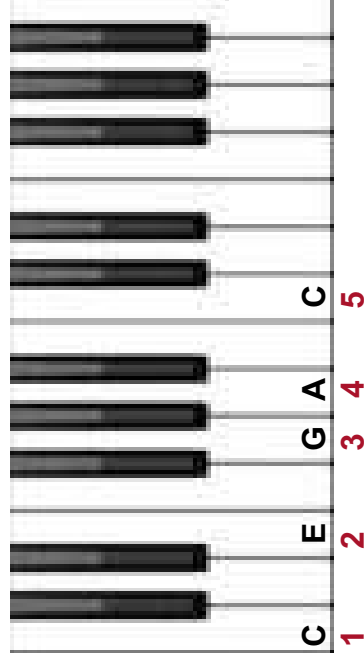


Sam's Gospel Chord Progressions Course

for Beginner and Intermediate Musicians

www.Samsmuzikco.com

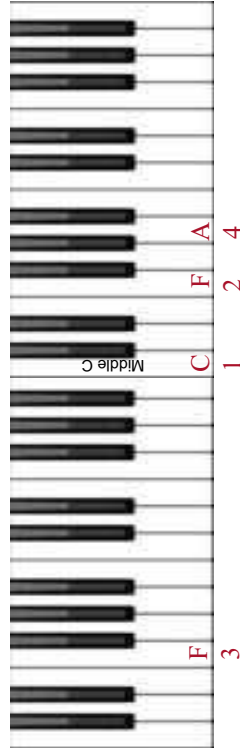


This course will teach you how to play chords progressions to familiar gospel and hymnal selections for the right hand with left hand bass. The purpose is to train your hands how to form chords and train your ears to hear the path of the the progressions.

Produced by Sam Tolbert for Sound of Joy Music Services
www.Samsmuzikco.com
Copyright © 2009 Sam Tolbert

The lesson will show you the relationship of chords used in traditional songs.
 Here's our first lesson in the key of F using the major and 7th chord progressions.

Thank You Lord in F



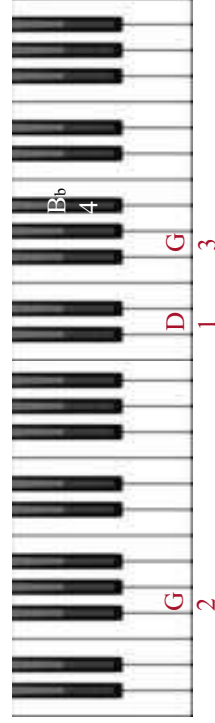
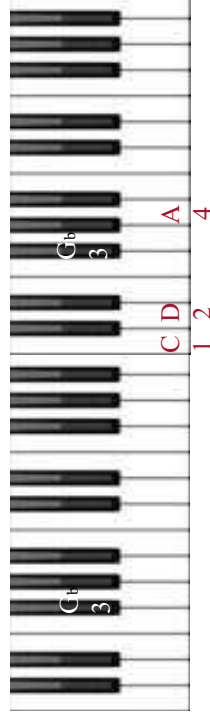
THANK



YOU




LOR.....D



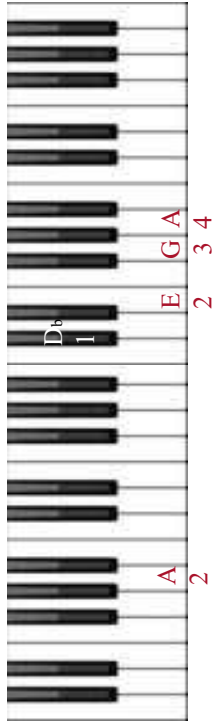
THANK



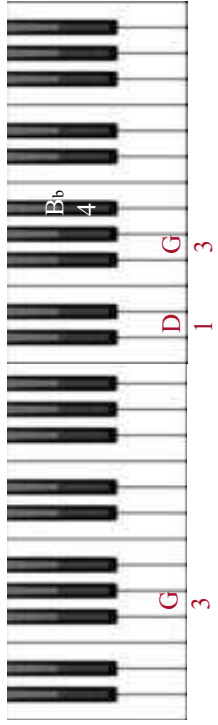
YOU



LORD




YOU



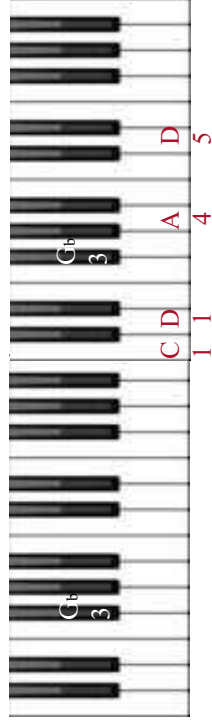
I



WANT



THANK




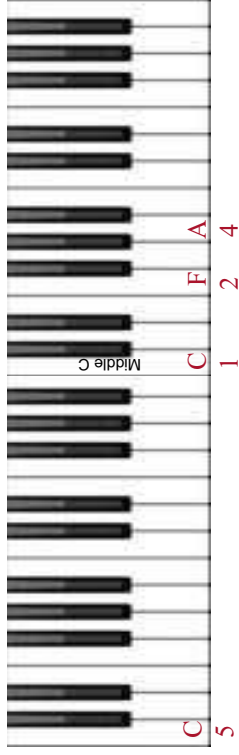
LORD.....



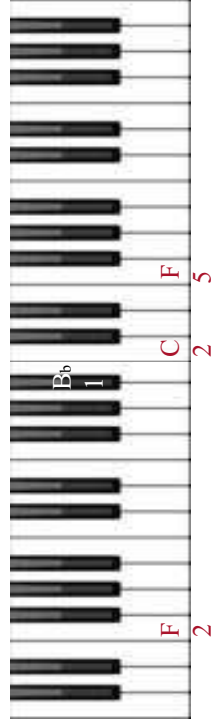
JUST



TO



THANK, YO.....U



LOR.....D

The chords used in this song are found in the keyboard/chord reference charts in the workbook. Practice this song and add in your chord progressions also. The fingering shown is a guide for those who haven't develop a comfortable fingering technique. Where you see "1,1" in the fingering that means to play across both notes with your thumb.

Sam Tolbert
 Sound of Joy Music Services
 Gospel Musician Course